

## UL SERIES

### 50' PHOTOLUMINESCENT EXIT SIGN



#### GLOW IN THE DARK ADVANTAGES

- 50 Foot Viewing Distance
- No Electricity Needed - Self-Powered
- Simple Installation
- No Maintenance Costs
- No Operating Costs
- 25-Year Lifespan
- UL 924 Listed
- Eco-Friendly In Multiple Ways

#### OVERVIEW

The UL Series is an efficient and effective alternative to conventional electrically powered exit signs. This model is manufactured from aluminum and features flowing letters that can be seen from 50 feet away in total darkness.

Glow in the dark exit signs are an easy, compliant, and long-lasting choice. There are a number of advantages to using a glow in the dark exit sign including eliminating operating and maintenance expenses associated with electrical exit signs.

Installation costs are drastically reduced as an electrician is not needed to perform the job. Once installed, there are no batteries to test and maintain; operating expenses are eliminated as well. Lastly, the sign has a 25-year lifespan - three times as long as a typical LED exit sign.

#### ILLUMINATION SPECIFICATIONS

The UL Series glow in the dark exit sign is manufactured from aluminum and features photoluminescent pigment on the face of the sign.

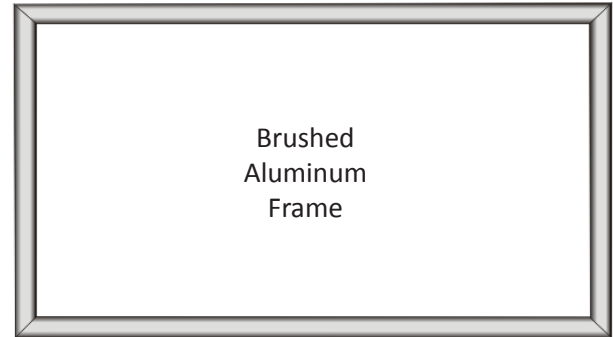
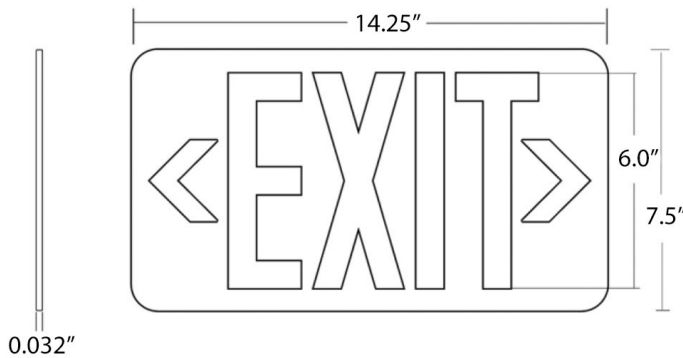
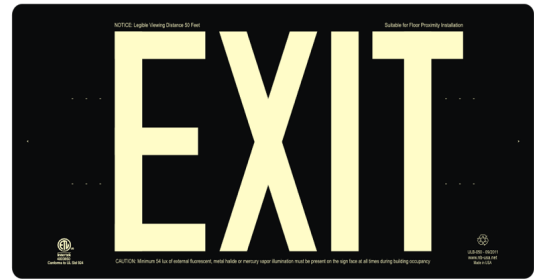
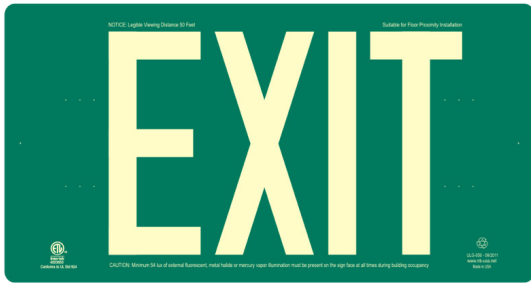
#### ILLUMINATION SPECIFICATIONS

The UL Series features a 50 foot viewing distance and is visible from that distance for up to 90 minutes after AC power to the facility is lost.

Photoluminescent is the scientific term for describing a glow in the dark exit sign. While exposed to normal light such as fluorescent or halogen, the sign's photoluminescent pigment will absorb and store the light shining upon it.

If power is lost and dark conditions are present the sign will release light (photons) and glow a bright green color, clearly illuminating the word EXIT and enabling occupants to safely evacuate the building.

Our photoluminescent exit sign's illumination capability has been tested and approved by ETL to UL 924 standards. This means the sign can be used in the same applications as an electrical exit sign. It is guaranteed to be 100% code compliant throughout the United States.



**INSTALLATION**

This photoluminescent exit sign comes with a variety of mounting configurations, the most popular of which is the surface (back) mount. The unframed version can be mounted using industrial grade adhesive. The “4HUL” model features holes in all (4) corners plus mounting hardware to securely install the sign.

The wall mounting “FRUL” framed model comes with installation hardware as well, and can be ordered with a bracket to allow for ceiling (top) and flag (side) mountings. All double-sided models require purchase of frame with mounting bracket.

**COMPLIANCE**

UL 924 Emergency Lighting and Power Equipment Listed through ETL  
Meets NFPA Life Safety Code 101 and OSHA requirements  
International Building Code 2009; International Fire Code 2009  
California State Fire Marshal Approved



**WARRANTY**

The UL Series photoluminescent exit sign comes with a 15-year limited warranty to the original customer covering any defects in material or workmanship.

**AVAILABILITY**

The glow in the dark exit signs are usually in stock and ship within 24-48 hours. Call for immediate availability.

**ORDERING INFORMATION**

Frame Choice	Face Count	Background Color
UL (unframed)	050 (single sided)	R (red)
4HUL (corner holes & hardware)	050-D** (double sided)	G (green)
FRUL (surface wall mount frame)		B (black)
FRUL-BR (ceiling or flag mount frame)		

\*\*Only possible with FRUL-BR Frame Choice.